

ARB BASE RACK

FITTING INSTRUCTION

Part Number: 1780610
 Product Description: BASE RACK ALLOY BLOCK SET

WARNING

- ◆ The ARB BASE RACK system has a maximum capacity of 25kg per cross slat. Exceeding this limit may result in damage or failure
- ◆ This product must be installed exactly as per these instructions using only the hardware supplied
- ◆ Do not use this product for any product, other than those specified by ARB
- ◆ This product or its fixing must not be modified in any way
- ◆ These instructions are correct as at the publication date
- ◆ During installation, it is the duty of the installer to check correct operation/clearances of all components
- ◆ Work safely at all times
- ◆ Unless otherwise instructed, tighten fasteners to specified torque
- ◆ Fastener torques are to be checked at regular intervals

ARB 4x4 ACCESSORIES

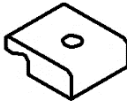
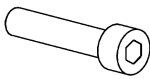


Corporate Head Office
www.arb.com.au

42-44 Garden St
 Kilsyth, Victoria
 AUSTRALIA 3137

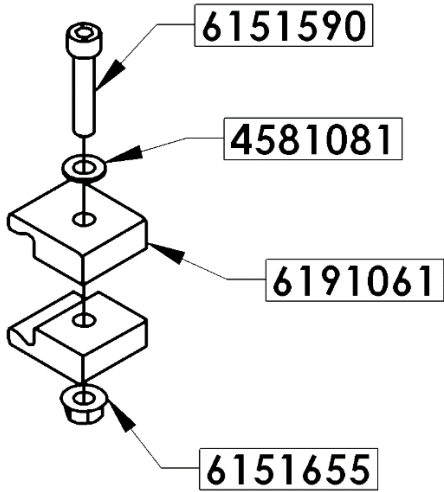
Tel: +61 (3) 9761 6622
 Fax: +61 (3) 9761 6807

Australian enquiries
 North & South American enquiries
 Other international enquiries

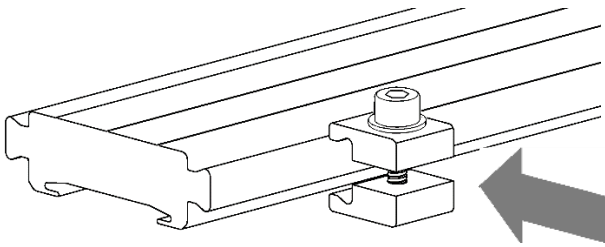
sales@arb.com.au
sales@arbusa.com
exports@arb.com.au

PARTS LISTING			
APPLICATION.	PART NO.	QTY	DESCRIPTION
	6191061	8	EXT RT ACC CLAMP 35MM
	6151590	4	SHC SCREW M8x40 SS
	4581081	4	WASHER M8x17 SS
	6151928	4	NUT FLANGE M8

FITTING PROCEDURE

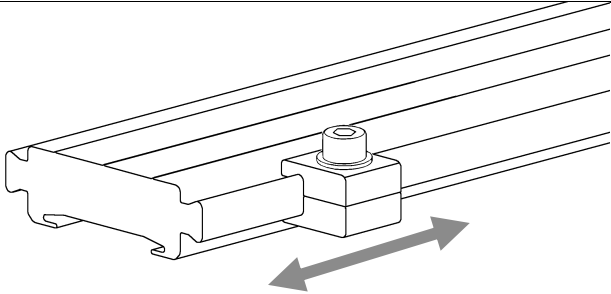


1. Assemble each block assembly as shown

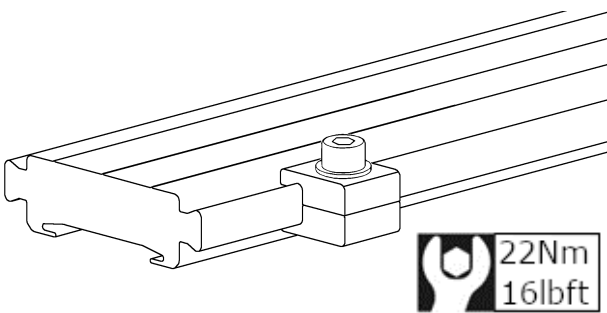


2. Separate blocks and slide over BASE RACK dovetail

Note: Blocks can be separated without removing nuts



3. Slide to desired location



4. Tighten fasteners to specified torque