

ARB **BASE RACK**

FITTING INSTRUCTION

Part Number: **1780430**
Product Description: **BASERACK BRIDGE PLATE WIDE**

WARNING

- ◆ The ARB BASE RACK system has a maximum capacity of 25kg per cross slat. Exceeding this limit may result in damage or failure
- ◆ This product is suitable for mounting Aerials, Sand Flags, some beacons, RotoPax mounts and ARB Driving Lights, see specific information in document
- ◆ This products weight rating depends on use, refer to the table on Page 2
- ◆ This product must be installed exactly as per these instructions using only the hardware supplied
- ◆ This product or its fixing must not be modified in any way
- ◆ These instructions are correct as at the publication date
- ◆ During installation, it is the duty of the installer to check correct operation/clearances of all components
- ◆ Work safely at all times
- ◆ Unless otherwise instructed, tighten fasteners to specified torque
- ◆ Fastener torques are to be checked at regular intervals

ARB 4x4 ACCESSORIES

Corporate Head Office

www.arb.com.au

42-44 Garden St
Kilsyth, Victoria
AUSTRALIA 3137

Tel: +61 (3) 9761 6622
Fax: +61 (3) 9761 6807

Australian enquiries
North & South American enquiries
Other international enquiries

sales@arb.com.au
sales@arbusa.com
exports@arb.com.au

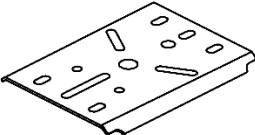
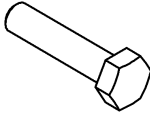


REQUIRED TOOLS FOR FITMENT OF PRODUCT:

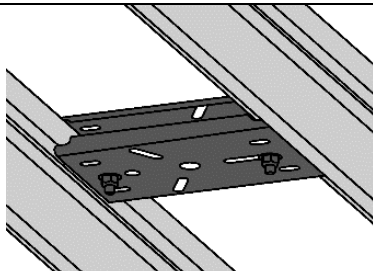
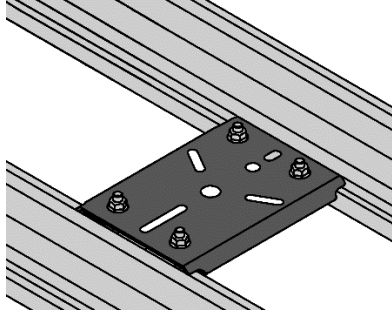
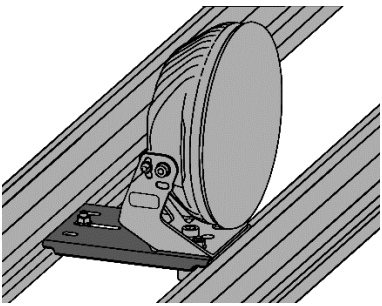
2 X 13mm Spanner/Wrench

FASTENER TORQUE SETTINGS:

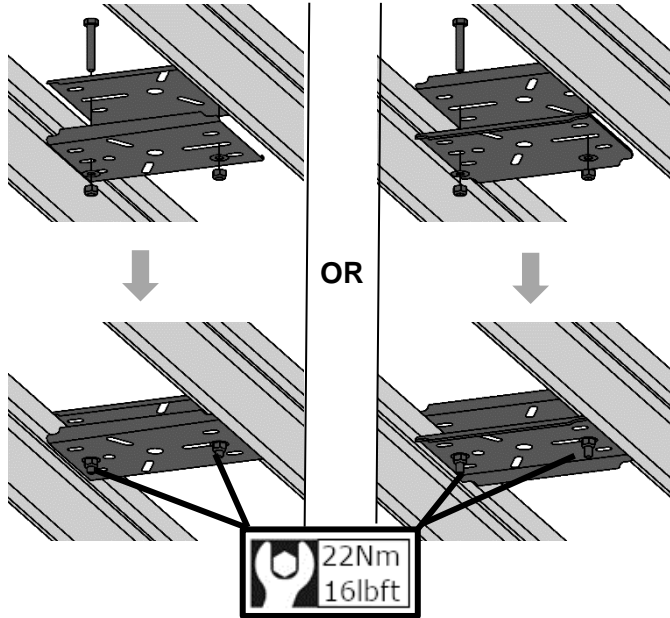
SIZE	Torque Nm	Torque lbft
M8	22Nm	16lbft

PARTS LISTING

APPLICATION.	PART NO.	QTY	DESCRIPTION
	3750751	4	BRKT BRIDGE WIDE
	6151222	4	BOLT HXHD M8x50 BLACK
	6151212	4	NUT NYLOC M8 BLACK
	4581085	8	WASHER M8x19x1.2mm BLACK

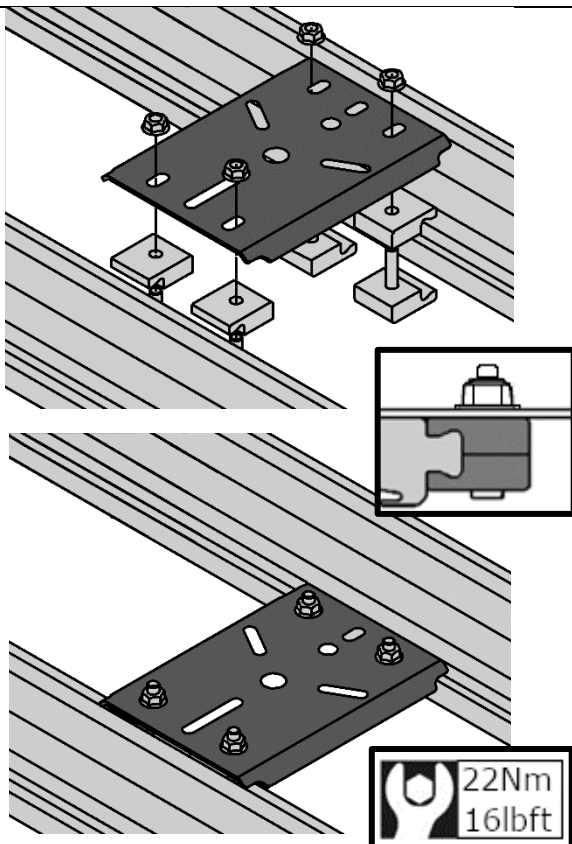
Mount Type	Description	Weight Limit
	Clamped Pair	7kg/14.5lb
	Alloy Block mount (using 1780200 or 1780610)	10kg/22lb
	ARB Driving Light (using 1 x 1780610 per light)	10kg/22lb

FITTING PROCEDURE – CLAMPED PAIR



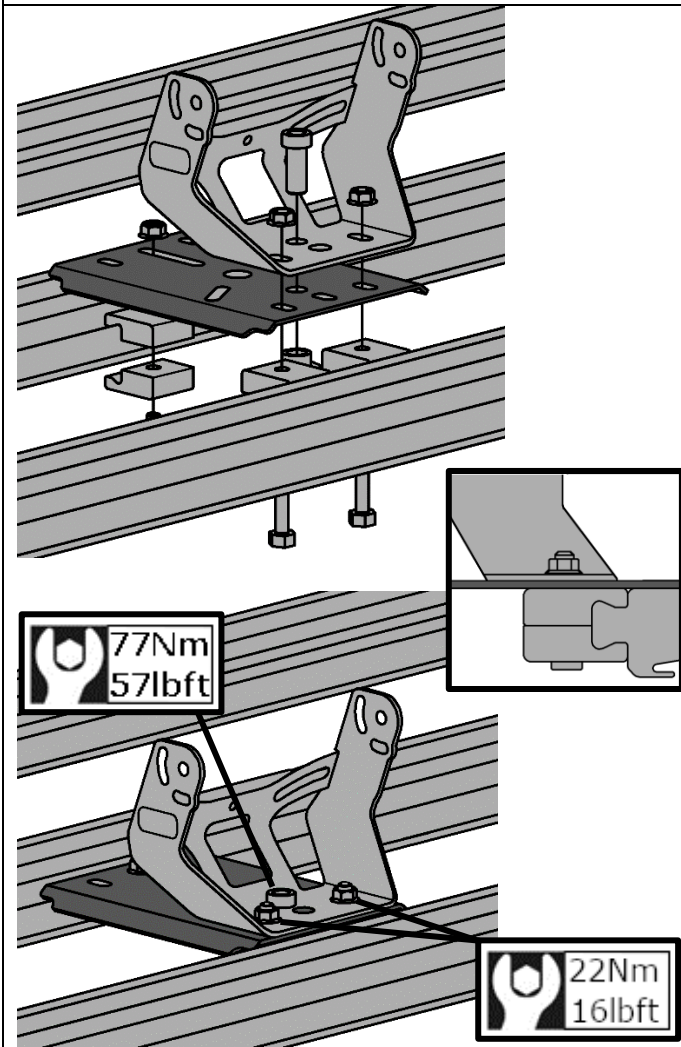
1. Place the clamps between two BASE Rack Cross beams, with one on either side of the BASE Rack dovetails
2. Fasten with Bolts and Nuts to specified torque

FITTING PROCEDURE – ALLOY BLOCK MOUNT



3. Arrange the alloy mount blocks (ARB Part no. 1780200 or 1780610) to clamp over the BASE Rack dovetail as shown
4. Align the studs (1780200) or bolts (1780610) with holes in the bridging plate
5. Tighten the hex or eye nuts to specified torque

FITTING PROCEDURE – ARB DRIVING LIGHTS



6. Arrange the alloy mount blocks (ARB Part no. 1780610) to clamp over the BASE Rack dovetail as shown
7. Insert 2 x M8 bolts through the alloy blocks, plate and outer adjustment slots of the light bracket
8. For Intensity Lights, insert the M12 bolt and security nut into the rear hole
9. Tighten the nuts to specified torque
10. Fit the Light body as per instruction

ARB BASE RACK