



**OLD MAN EMU**  
**4X4 SUSPENSION**

A Division Of **ARB Corporation Limited**

**Head Office:** ARB Corporation Ltd  
Postal Address: PO Box 105, Kilsyth 3137 Australia  
Street Address: 42 - 44 Garden Street  
Kilsyth, Victoria 3137 Australia

**Tel: +61 3 9761 6622 • Fax: +61 3 9761 6807**


www.arb.com.au  
ABN 31 006 708 756

## NISSAN Y61 DETACHABLE SWAY BAR FITTING KIT

FK24

### CONTENTS:


PART No	QTY	DESCRIPTION
3751649	1	SWAY BAR EXTENSION BRACKET (LONG)
3756483	1	SWAY BAR EXTENSION BRACKET
6151022	5	BOLT M8 X 25
4581044	11	WASHER FLAT M8
6151032	6	NUT M8 NYLOC
6151298	1	BOLT M8 X 25 COACH





### **Installation Procedure R/H/S**

Remove the original swaybar link.



Place swaybar extension bracket No. 3751649 in position as shown.

Mark the positions of the 2 new holes.




Drill two 8mm holes where previously marked.



Assemble the swaybar link and extension bracket as shown.



Bolt the extension bracket in position using the supplied bolts.



**Installation Procedure L/H/S**

Remove the original swaybar link.

Place the 8mm coach bolt in the extension bracket No. 3756483 as shown.

Coach Bolt






Assemble the swaybar link and extension bracket as shown.



Bolt in position using the existing chassis holes and the bolts supplied.

Connect both lower swaybar links.

Tighten all bolts.



Cable must run at 90° to cylinder.  
Adjust if required.