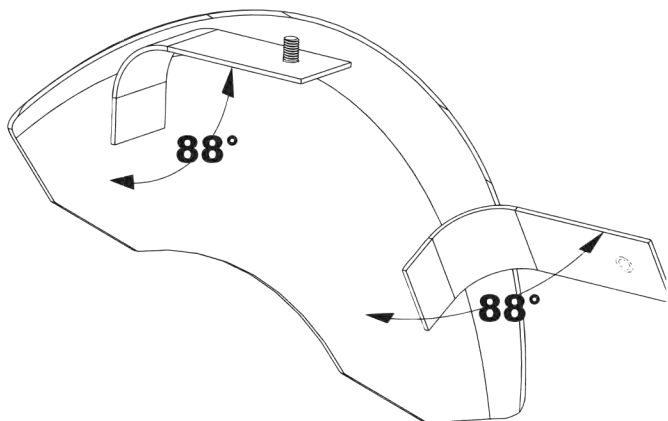


Caliper Cover Troubleshooting Guide

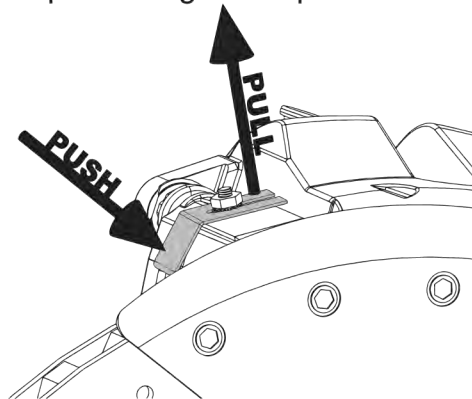
1 Caliper Fitment

Caliper Cover should rest directly against the face of the brake caliper. The installer should verify that the bridges are set to 88° as depicted on image. Installer may adjust as needed.

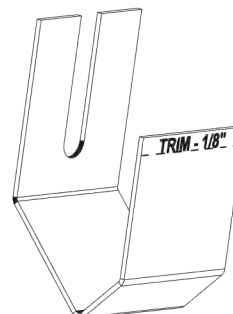


2 Clips Rubbing Rotor

- Use .013 feeler gage to inspect clearance between clip and rotor.
- Reform bridges to 88° per step 1.
- Manipulate angle of clip.



- Trim clip 1/8" maximum.



3 Wheel Clearance

- Wheel diameter must meet minimum wheel diameter listed for fitment.
- Wheel weights might have to be moved inboard if they interfere with Caliper Cover.
- Hub area of wheel near lug nuts is rubbing Caliper Cover. Verify Adjust bridges 88°
- 3mm Spacer might be required to create space.

