

ROUGH COUNTRY

SUSPENSION SYSTEMS®

2005-07 F250/350 20IN BUMPER MOUNT KIT

Thank you for choosing Rough Country for all your lighting needs.

Please read instructions before beginning installation. Check the kit hardware against the kit contents shown below. Be sure you have all needed parts and know where they go.

If question exist, please call us @ 1-800-222-7023. We will be happy to answer any questions concerning the design, function, and correct use of our products.

KIT CONTENTS:

2-20" Light Brackets

70663BAG:

6- 6mm-1.0 Speed Nuts

6- 6mm-1.0 x 25mm Bolts

6- 6mm Flat Washers



TOOLS NEEDED:

Hammer

Floor Jack

Jack Stands


15mm Socket / Wrench

10mm Socket

18mm Socket

INSTALLATION INSTRUCTIONS


1. Place the vehicle in park.
2. Remove the 4 nuts on the front bumper holding the front bumper to the frame using a 18mm socket and the rear bumper support bolts (1 each side) on the frame bracket as shown in **Photo 1** using a 15mm socket.




3. Gently pull the bumper outward as shown in **Photo 2**. Carefully remove the lighting harness plugs, and any other wiring attached to the bumper assembly to allow for removal noting the routing of the wiring.
4. Lay the bumper face down, taking care not to scratch or scuff it. If not equipped with factory fog lights, place the supplied speed nuts in the bumper. **See Photo 3.**



5. Place the supplied light mount brackets into the bumper as shown in **Photo 4**.
6. Attach the bumper brackets to the bumper using the supplied 6mm x 25mm bolts. Tighten using a 10mm socket. **See Photo 5.**



7. Tighten using a 10mm socket. **See Photo 6.**
8. Repeat process on opposite side.
9. Install light between brackets using the hardware supplied with the light. **See Photo 7.**
10. Place the bumper back onto the brackets using the factory hardware.
11. Tighten the hardware using an 18mm and 15mm socket.
12. Wire light according to supplied instructions.



By purchasing any item sold by Rough Country, LLC, the buyer expressly warrants that he/she is in compliance with all applicable Federal, State, and Local laws and regulations regarding the purchase, ownership, and use of the item. It shall be the buyers responsibility to comply with all Federal, State and Local laws governing the sales of any items listed, illustrated or sold. The buyer expressly agrees to indemnify and hold harmless Rough Country, LLC for all claims resulting directly or indirectly from the purchase, ownership, or use of the items.



