

ROUGH COUNTRY

SUSPENSION SYSTEMS®

TOYOTA 2010-21 4Runner Rear Vertex Shocks

Thank you for choosing Rough Country for all your vehicle needs.

Please read instructions before beginning installation. Check the kit hardware against the kit contents shown below. Be sure you have all needed parts and know where they go.

If question exist, please call us @1-800-222-7023. We will be happy to answer any questions concerning this product.

Check all fasteners for proper torque. Check to ensure for adequate clearance between all components.

Periodically check all hardware for tightness.

Kit Contents:

- Driver Rear Vertex Coilover x1
- Pass Rear Vertex Coilover x1
- Reservoir Mounting Bracket x2

Tools Needed:

- 13mm Socket/Wrench
- 17mm Socket/Wrench
- Flathead Screwdriver

Hardware Included:

- 8MM-1.25X25MM Bolts x4
- 8MM-1.25 Nuts x4
- 8MM Washers x4





Torque Specs:

| Size | Grade 5 | Grade 8 | Size | Class 8.8 | Class 10.9 |
|-------|-----------|-----------|------|-----------|------------|
| 5/16" | 15 ft/lbs | 20ft/lbs | 6MM | 5ft/lbs | 9ft/lbs |
| 3/8" | 30 ft/lbs | 35ft/lbs | 8MM | 18ft/lbs | 23ft/lbs |
| 7/16" | 45 ft/lbs | 60ft/lbs | 10MM | 32ft/lbs | 45ft/lbs |
| 1/2" | 65 ft/lbs | 90ft/lbs | 12MM | 55ft/lbs | 75ft/lbs |
| 9/16" | 95 ft/lbs | 130ft/lbs | 14MM | 85ft/lbs | 120ft/lbs |
| 5/8" | 135ft/lbs | 175ft/lbs | 16MM | 130ft/lbs | 165ft/lbs |
| 3/4" | 185ft/lbs | 280ft/lbs | 18MM | 170ft/lbs | 240ft/lbs |



INSTALLATION INSTRUCTONS



1. Remove the upper and lower nuts to the stock shock using a 17mm socket/wrench. **See Photo 1 and Photo 2.**



2. Install the Vertex upper shock using stock hardware. **See Photo 3.**
3. Install the Vertex lower shock using stock hardware. **See Photo 4.**



4. Install the reservoir mount bracket on the top of the frame rail using supplied bolts and 13mm wrench **See Photo 5.**
5. Secure the reservoir mount bracket using the supplied nuts and washers on the underside of frame. **See Photo 6.**



6. Install the reservoir on the mount bracket using the supplied worm gear hose clamp. **See Photo 7.**



By purchasing any item sold by Rough Country, LLC, the buyer expressly warrants that he/she is in compliance with all applicable, State, and Local laws and regulations regarding the purchase, ownership, and use of the item. It shall be the buyers responsibility to comply with all Federal, State and Local laws governing the sales of any items listed, illustrated or sold. The buyer expressly agrees to indemnify and hold harmless Rough Country, LLC for all claims resulting directly or indirectly from the purchase, ownership, or use of the items.

